

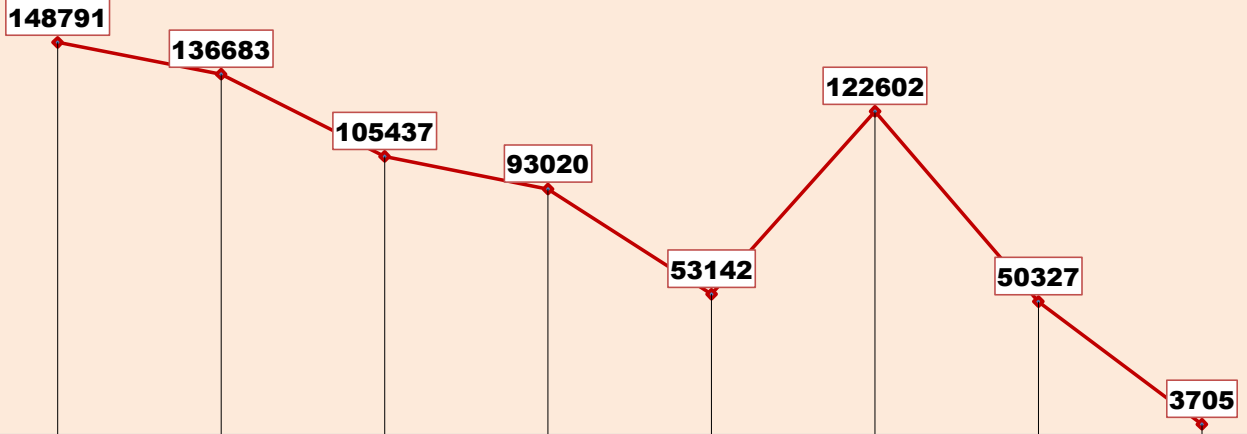


ग्रामीण गृहनिर्माण

दैनिक प्रगती अहवाल : १२.१०.२०२३

प्रधानमंत्री आवास योजना ग्रामीण – मंजूरी, पूर्ण घरकुले, हप्ते वितरण, भूमिहीन, आर्थिकदृष्ट्या अपुर्ण
राज्य पुरस्कृत ग्रामीण आवास योजना – मंजूरी, पूर्ण घरकुले, हप्ते वितरण, आर्थिकदृष्ट्या अपुर्ण

योजना	एकूण मंजूरी	दैनिक मंजूरी	एकूण पूर्ण	दैनिक पूर्ण घरकुले	दैनिक पहिला हप्ता वितरित	दैनिक दुसरा हप्ता वितरित	दैनिक तिसरा हप्ता वितरित
प्रधानमंत्री आवास योजना ग्रामीण	१३८७०४०	०	११८६४०५	२८०	३५९	८७७	१२३२
राज्य योजना	६३०१५६	१९२	४४८०५९	४२७	१२०४	७०५	६७५
एकूण	२०१७१९६	१९२	१६३४४६४	७०७	१५६३	१५८२	१९०७



पहिला हप्ता मिळाल्यानंतर ३ महिने उलटूनही अपुर्ण घरकुले

पहिला हप्ता मिळाल्यानंतर ६ महिने उलटूनही अपुर्ण घरकुले

पहिला हप्ता मिळाल्यानंतर ९ महिने उलटूनही अपुर्ण घरकुले

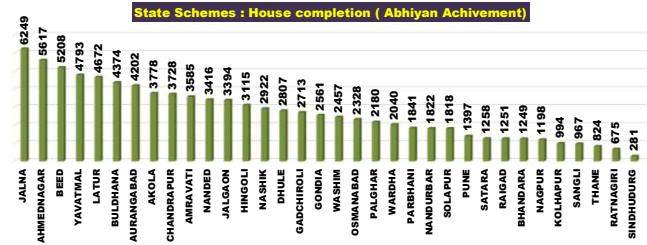
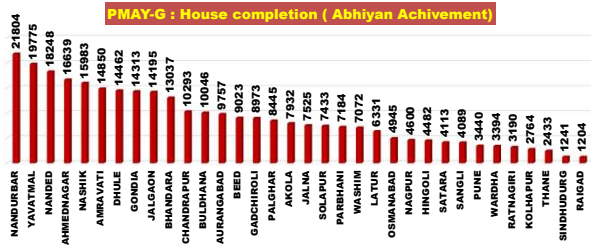
पहिला हप्ता मिळाल्यानंतर १२ महिने उलटूनही अपुर्ण घरकुले

पहिला हप्ता मिळाल्यानंतर १८ महिने उलटूनही अपुर्ण घरकुले

पहिला हप्ता मिळाल्यानंतर १० दिवसानंतरही दुसरा हप्ता न मिळालेली घरकुले

दुसरा हप्ता मिळाल्यानंतर १० दिवसानंतरही तिसरा हप्ता न मिळालेली घरकुले

तिसरा हप्ता मिळाल्यानंतर ९० दिवसानंतरही अपुर्ण घरांची संख्या

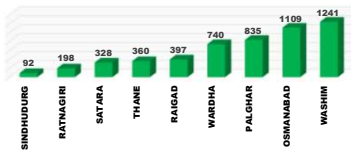


राज्य व्यवस्थापन कक्ष- ग्रामीण गृहनिर्माण

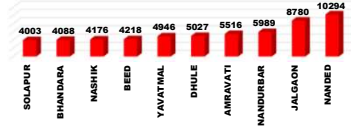
४ था मजला, दक्षिण कक्ष, सिडको भवन, सीबीडी बेलापूर, नवी मुंबई - ४०० ६१४.

Top and Bottom Ten Districts

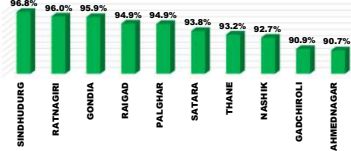
PMAY-G Delayed Houses TOP 10 Dist.



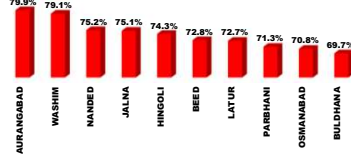
PMAY-G Delayed Houses Bottom 10 Dist.



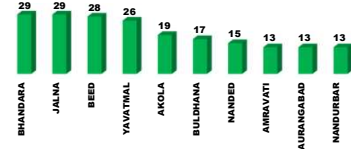
PMAY-G Completion TOP 10 Dist.



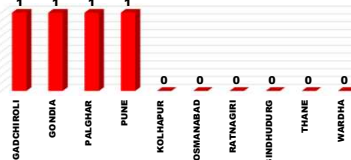
PMAY-G Completion Bottom 10 Dist.



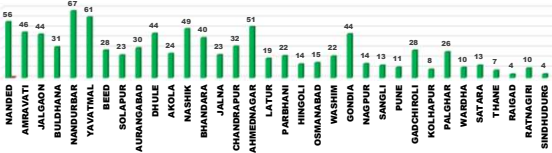
PMAY-G Weekly Completion Top 10 Dist.



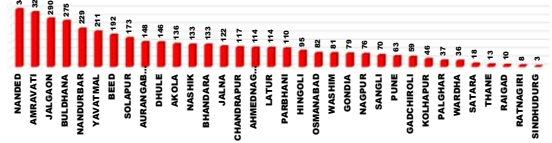
PMAY-G Weekly Completion Bottom 10 Dist.



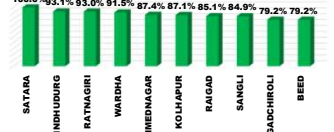
PMAY-G : Current Pace of Completion Per Day (Abhiyan)



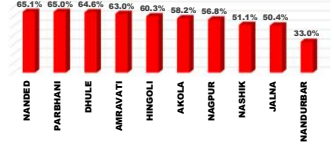
PMAY-G Required Pace of Completion Per Day



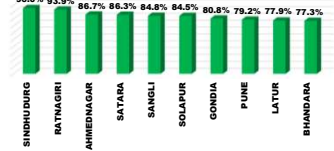
State Schemes Sanction TOP 10 Dist.



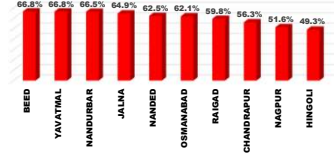
State Schemes Sanction Bottom 10 Dist.



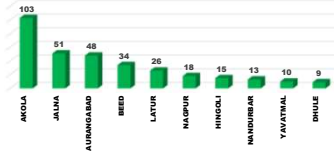
State Schemes Completion TOP 10 Dist.



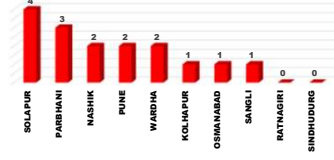
State Schemes Completion Bottom 10 Dist.



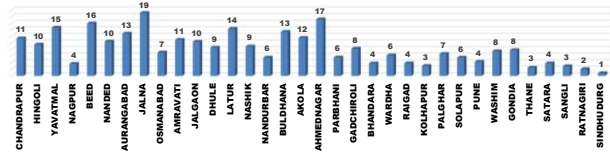
State Schemes Weekly Completion Top 10 Dist.



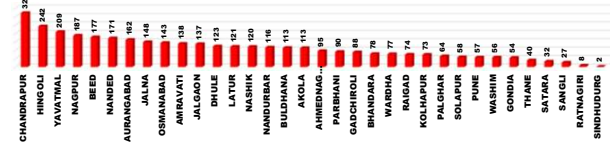
State Schemes Weekly Completion Bottom 10 Dist.



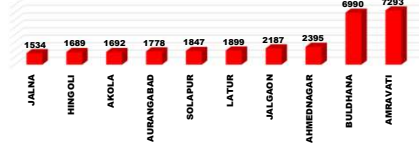
State Schemes : Current Pace of Completion Per Day (Abhiyan)



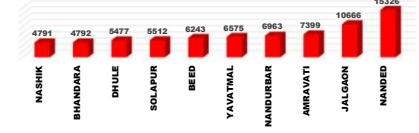
State Schemes Required Pace of Completion Per Day



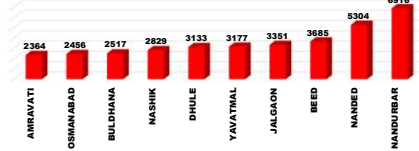
PMAY-G Remaining 1st Installments Bottom 10 Dist



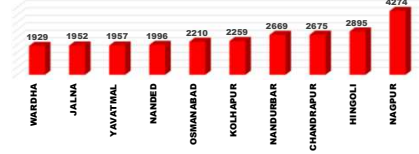
PMAY-G Remaining 2nd Installments Bottom 10 Dist



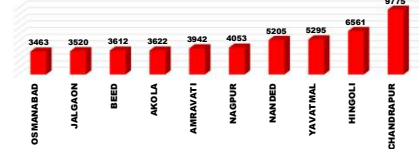
PMAY-G Remaining 3rd Installments Bottom 10 Dist



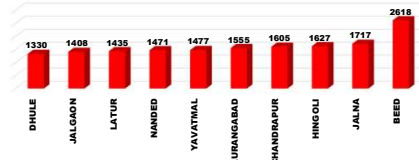
State Schemes Remaining 1st Installments Bottom 10 Dist



State Schemes Remaining 2nd Installments Bottom 10 Dist



State Schemes Remaining 3rd Installments Bottom 10 Dist



प्रधानमंत्री आवास योजना ग्रामीण - मंजूरी (PWL+Awaas Plus)

Sr. No.	Division	Target (PWL+Awaas Plus)	11.10.2023	12.10.2023	Weekly Achievement	Remaining
1	NASHIK DIV.	411628	411335	411304	0	324
2	AMRAVATI DIV.	268849	267431	267417	0	1432
3	AURANGABAD DIV.	235039	234293	234293	0	746
4	NAGPUR DIV.	288048	287215	287215	0	833
5	KONKAN DIV.	69464	69431	69430	0	34
6	PUNE DIV.	119286	117386	117381	0	1905
	Total	1392314	1387091	1387040	0	5274

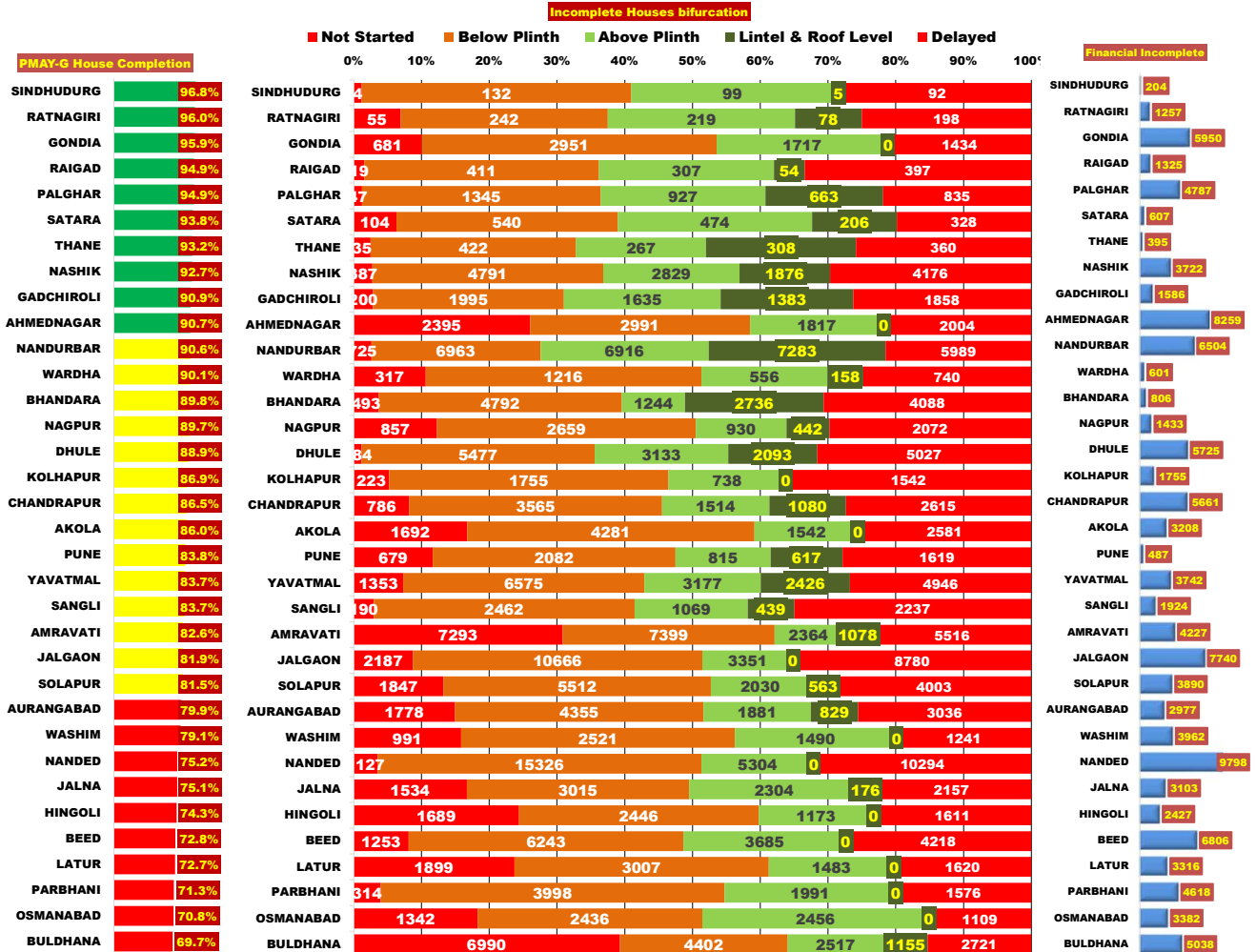
Sr. No.	District	Target (PWL+Awaas Plus)	11.10.2023	12.10.2023	Daily Achievement	Remaining
1	AHMEDNAGAR	60457	60323	60323	0	134
2	AKOLA	48114	47715	47715	0	399
3	AURANGABAD	36139	36139	36139	0	0
4	BEED	34798	34663	34663	0	135
5	BHANDARA	63798	63553	63553	0	245
6	BULDHANA	44667	44561	44561	0	106
7	CHANDRAPUR	42432	42371	42371	0	61
8	DHULE	64639	64632	64632	0	7
9	GADCHIROLI	31616	31610	31610	0	6
10	GONDIA	95889	95774	95774	0	115
11	HINGOLI	18083	18083	18083	0	0
12	JALNA	24022	24021	24021	0	1
13	KOLHAPUR	17179	17070	17070	0	109
14	LATUR	20368	20368	20368	0	0
15	NAGPUR	36457	36219	36219	0	238
16	NANDED	68726	68538	68538	0	188
17	NANDURBAR	118784	118751	118751	0	33
18	NASHIK	89303	89291	89291	0	12
19	OSMANABAD	14101	13739	13739	0	362
20	PALGHAR	35188	35184	35184	0	4
21	PARBHANI	18802	18742	18742	0	60
22	PUNE	19274	19148	19148	0	126
23	RATNAGIRI	9790	9781	9781	0	9
24	SATARA	14484	14387	14387	0	97
25	SINDHUDURG	5095	5083	5083	0	12
26	THANE	9572	9570	9570	0	2
27	WARDHA	17856	17688	17688	0	168
28	WASHIM	19357	19058	19058	0	299
29	YAVATMAL	63811	63540	63540	0	271
30	RAIGAD	9819	9813	9812	-1	7
31	SANGLI	21326	20983	20982	-1	344
32	SOLAPUR	47023	45798	45794	-4	1229
33	AMRAVATI	92900	92557	92543	-14	357
34	JALGAON	78445	78338	78307	-31	138
	Total	1392314	1387091	1387040	0	5274

प्रधानमंत्री आवास योजना - ग्रामीण : भूमिहीन लाभार्थी अहवाल

Sr. No.	District	Google Sheet Report			AwaasSoft Report			
		Total Landless	Provided land	Remaining	Landless beneficiaries tagged in AwaasSoft	Landless beneficiaries provided land	Remaining Landless	Remaining Tag (provided land)
1	DHULE	18	18	0	18	18	0	0
2	GADCHIROLI	9	9	0	9	9	0	0
3	GONDIA	2450	2450	0	2452	2324	128	126
4	KOLHAPUR	257	257	0	244	228	16	29
5	NANDURBAR	0	0	0	0	0	0	0
6	PALGHAR	11	11	0	11	11	0	0
7	RAIGAD	6	6	0	6	6	0	0
8	RATNAGIRI	23	23	0	23	23	0	0
9	SINDHUDURG	420	420	0	416	416	0	4
10	THANE	110	81	29	116	60	56	21
11	NANDED	354	322	32	361	263	98	59
12	SATARA	793	744	49	798	616	182	128
13	BEED	212	125	87	354	66	288	59
14	SANGLI	310	216	94	307	142	165	74
15	WARDHA	2108	1912	196	2230	1907	323	5
16	NASHIK	1699	1501	198	1677	1162	515	339
17	PARBHANI	307	63	244	290	54	236	9
18	BHANDARA	4780	4395	385	4780	4478	302	-83
19	PUNE	2057	1640	417	2051	866	1185	774
20	CHANDRAPUR	2391	1938	453	2476	1726	750	212
21	NAGPUR	4420	3841	579	4406	3565	841	276
22	HINGOLI	1713	796	917	1713	466	1247	330
23	JALNA	1359	406	953	1373	85	1288	321
24	LATUR	2178	1194	984	2258	818	1440	376
25	WASHIM	2731	1738	993	2631	1484	1147	254
26	OSMANABAD	2085	1075	1010	2060	102	1958	973
27	JALGAON	22530	21460	1070	22563	20890	1673	570
28	YAVATMAL	3055	1869	1186	3158	1900	1258	-31
29	AKOLA	6682	5421	1261	6617	5369	1248	52
30	AURANGABAD	3266	1700	1566	3155	1805	1350	-105
31	SOLAPUR	5901	4154	1747	5461	3954	1507	200
32	AHMEDNAGAR	7551	5253	2298	7707	5140	2567	113
33	BULDHANA	15302	9692	5610	15661	9382	6279	310
34	AMRAVATI	20601	13786	6815	20256	13649	6607	137
	Total	117689	88516	29173	117638	82984	34654	5751

प्रधानमंत्री आवास योजना ग्रामीण - पूर्ण घरकूले

Sr. No.	Division	Sanction	11.10.2023	12.10.2023	Daily Achivement	Remaining	Completed & verified	Remaining verified
1	AURANGABAD DIV.	234293	174959	175056	97	59237	166235	8821
2	AMRAVATI DIV.	267417	216755	216832	77	50585	208702	8130
3	NASHIK DIV.	411304	366556	366597	41	44707	346250	20347
4	NAGPUR DIV.	287215	262697	262738	41	24477	254204	8534
5	PUNE DIV.	117381	99241	99261	20	18120	95178	4083
6	KONKAN DIV.	69430	65917	65921	4	3509	63791	2130
Total		1387040	1186125	1186405	280	200635	1134360	52045



प्रधानमंत्री आवास योजना ग्रामीण - पूर्ण घरकूले

Sr. No.	District	Sanction	11.10.2023	12.10.2023	Daily Achivement	Remaining	Completed & verified	Remaining verified
1	BHANDARA	63553	57020	57049	29	6504	54288	2761
2	JALNA	24021	18002	18031	29	5990	16992	1039
3	BEED	34663	25223	25251	28	9412	23647	1604
4	YAVATMAL	63540	53157	53183	26	10357	50009	3174
5	AKOLA	47715	41010	41029	19	6686	40249	780
6	BULDHANA	44561	31050	31067	17	13494	29497	1570
7	NANDED	68538	51543	51558	15	16980	49597	1961
8	AMRAVATI	92543	76462	76475	13	16068	74409	2066
9	AURANGABAD	36139	28876	28889	13	7250	27296	1593
10	NANDURBAR	118751	107521	107534	13	11217	96864	10670
11	DHULE	64632	57445	57457	12	7175	53745	3712
12	JALGAON	78307	64101	64113	12	14194	62303	1810
13	SANGLI	20982	17544	17556	12	3426	16822	734
14	NAGPUR	36219	32487	32493	6	3726	31331	1162
15	PARBHANI	18742	13352	13357	5	5385	12865	492
16	CHANDRAPUR	42371	36628	36632	4	5739	35426	1206
17	HINGOLI	18083	13436	13440	4	4643	12942	498
18	SATARA	14387	13484	13488	4	899	13063	425
19	LATUR	20368	14802	14805	3	5563	14375	430
20	NASHIK	89291	82771	82774	3	6517	79408	3366
21	RAIGAD	9812	9311	9314	3	498	9021	293
22	SOLAPUR	45794	37338	37341	3	8453	35842	1499
23	WASHIM	19058	15076	15078	2	3980	14538	540
24	AHMEDNAGAR	60323	54718	54719	1	5604	53930	789
25	GADCHIROLI	31610	28739	28740	1	2870	26397	2343
26	GONDIA	95774	91890	91891	1	3883	91321	570
27	PALGHAR	35184	33375	33376	1	1808	32202	1174
28	PUNE	19148	16049	16050	1	3098	14955	1095
29	KOLHAPUR	17070	14826	14826	0	2244	14496	330
30	OSMANABAD	13739	9725	9725	0	4014	8521	1204
31	RATNAGIRI	9781	9394	9394	0	387	9187	207
32	SINDHUDURG	5083	4918	4918	0	165	4843	75
33	THANE	9570	8919	8919	0	651	8538	381
34	WARDHA	17688	15933	15933	0	1755	15441	492
Total		1387040	1186125	1186405	280	200635	1134360	52045

राज्यपुरस्कृत आवास योजना ग्रामीण - मंजूरी

Sr. No.	Division	Target	11.10.2023	12.10.2023	Daily Achivement	Sanction %	Remaining	Sanction State Rank
1	AURANGABAD DIV.	273099	182569	182645	76	66.9%	90454	6
2	NAGPUR DIV.	164085	115443	115493	50	70.4%	48592	3
3	NASHIK DIV.	207158	123530	123560	30	59.6%	83598	5
4	KONKAN DIV.	44680	35743	35769	26	80.1%	8911	1
5	AMRAVATI DIV.	157836	106065	106075	10	67.2%	51761	4
6	PUNE DIV.	79408	66614	66614	0	83.9%	12794	2
Total		926266	629964	630156	192	68.0%	296110	

Sr. No.	District	Target	11.10.2023	12.10.2023	Daily Achivement	Sanction %	Remaining	Sanction State Rank
1	JALNA	41057	20615	20690	75	50.4%	20367	32
2	CHANDRAPUR	54555	36051	36096	45	66.2%	18459	31
3	DHULE	31453	20289	20309	20	64.6%	11144	24
4	RAIGAD	10569	8975	8989	14	85.1%	1580	6
5	THANE	8574	6220	6232	12	72.7%	2342	8
6	BULDHANA	28967	20950	20960	10	72.4%	8007	19
7	NANDURBAR	51420	16955	16965	10	33.0%	34455	34
8	GADCHIROLI	20609	16314	16319	5	79.2%	4290	10
9	NANDED	34410	22392	22393	1	65.1%	12017	26
10	AHMEDNAGAR	39938	34895	34895	0	87.4%	5043	14
11	AKOLA	34781	20248	20248	0	58.2%	14533	29
12	AMRAVATI	36242	22827	22827	0	63.0%	13415	27
13	AURANGABAD	36954	25703	25703	0	69.6%	11251	25
14	BEED	33057	26172	26172	0	79.2%	6885	18
15	BHANDARA	22211	16833	16833	0	75.8%	5378	16
16	GONDIA	18712	13872	13872	0	74.1%	4840	13
17	HINGOLI	38798	23409	23409	0	60.3%	15389	30
18	JALGAON	34417	25868	25868	0	75.2%	8549	20
19	KOLHAPUR	16830	14660	14660	0	87.1%	2170	7
20	LATUR	35747	26831	26831	0	75.1%	8916	21
21	NAGPUR	33291	18917	18917	0	56.8%	14374	28
22	NASHIK	49930	25523	25523	0	51.1%	24407	33
23	OSMANABAD	24016	18549	18549	0	77.2%	5467	17
24	PALGHAR	16073	11748	11748	0	73.1%	4325	11
25	PARBHANI	29060	18898	18898	0	65.0%	10162	22
26	PUNE	17336	13323	13323	0	76.9%	4013	9
27	RATNAGIRI	7197	6690	6690	0	93.0%	507	3
28	SANGLI	10132	8604	8604	0	84.9%	1528	5
29	SATARA	11532	11532	11532	0	100.0%	0	1
30	SINDHUDURG	2267	2110	2110	0	93.1%	157	2
31	SOLAPUR	23578	18495	18495	0	78.4%	5083	15
32	WARDHA	14707	13456	13456	0	91.5%	1251	4
33	WASHIM	15866	11202	11202	0	70.6%	4664	12
34	YAVATMAL	41980	30838	30838	0	73.5%	11142	23
Total		926266	629964	630156	192	68.0%	296110	

राज्यपुरस्कृत आवास योजना ग्रामीण - प्रलंबीत मंजूरी

Sr. No.	Division	रमाई आवास योजना	शबरी आवास योजना	आदीम आवास योजना	पारधी आवास योजना	य.च.मु.व योजना	पुण्यश्लोक अहिल्यादेवी होळकर धरकूल योजना	एकूण
1	KONKAN DIV.	1470	7391	25	3	22	0	8911
2	PUNE DIV.	9129	3426	4	55	20	160	12794
3	NAGPUR DIV.	27118	19897	83	2	1476	16	48592
4	AMRAVATI DIV.	31732	19026	136	9	813	45	51761
5	NASHIK DIV.	21438	62052	61	18	0	29	83598
6	AURANGABAD DIV.	60368	26355	238	26	2581	886	90454
	Total	151255	138147	547	113	4912	1136	296110

Sr. No.	District	रमाई आवास योजना	शबरी आवास योजना	आदीम आवास योजना	पारधी आवास योजना	य.च.मु.व योजना	पुण्यश्लोक अहिल्यादेवी होळकर धरकूल योजना	एकूण
1	SATARA	0	0	0	0	0	0	0
2	SINDHUDURG	127	14	16	0	0	0	157
3	RATNAGIRI	400	84	0	1	22	0	507
4	WARDHA	516	733	2	0	0	0	1251
5	SANGLI	1486	30	0	12	0	0	1528
6	RAIGAD	523	1055	0	2	0	0	1580
7	KOLHAPUR	1975	35	0	0	0	160	2170
8	THANE	321	2015	6	0	0	0	2342
9	PUNE	855	3120	4	14	20	0	4013
10	GADCHIROLI	1078	3186	26	0	0	0	4290
11	PALGHAR	99	4223	3	0	0	0	4325
12	WASHIM	3409	1217	0	0	0	38	4664
13	GONDIA	3246	1579	0	0	0	15	4840
14	AHMEDNAGAR	2655	2388	0	0	0	0	5043
15	SOLAPUR	4813	241	0	29	0	0	5083
16	BHANDARA	3870	1445	0	0	62	1	5378
17	OSMANABAD	3880	194	0	0	1393	0	5467
18	BEED	5581	1298	0	6	0	0	6885
19	BULDHANA	5765	2235	0	0	0	7	8007
20	JALGAON	3567	4951	0	2	0	29	8549
21	LATUR	7132	933	0	4	14	833	8916
22	PARBHANI	7664	2254	0	0	196	48	10162
23	YAVATMAL	5756	4599	136	1	650	0	11142
24	DHULE	3858	7286	0	0	0	0	11144
25	AURANGABAD	7150	4095	0	6	0	0	11251
26	NANDED	5159	6612	238	8	0	0	12017
27	AMRAVATI	5246	7999	0	7	163	0	13415
28	NAGPUR	12086	2284	0	0	4	0	14374
29	AKOLA	11556	2976	0	1	0	0	14533
30	HINGOLI	6842	8547	0	0	0	0	15389
31	CHANDRAPUR	6322	10670	55	2	1410	0	18459
32	JALNA	16960	2422	0	2	978	5	20367
33	NASHIK	10412	13928	61	6	0	0	24407
34	NANDURBAR	946	33499	0	10	0	0	34455
	Total	151255	138147	547	113	4912	1136	296110

राज्यपुरस्कृत आवास योजना ग्रामीण - पूर्ण घरकूले

Sr. No.	Division	Sanction	11.10.2023	12.10.2023	Daily Achivement	Completion %	Remaining	To be Completed in Per Day till 30.11.23
1	AURANGABAD DIV.	182645	120955	121137	182	66.3%	61508	1255
2	AMRAVATI DIV.	106075	75049	75185	136	70.9%	30890	630
3	NAGPUR DIV.	115493	75988	76034	46	65.8%	39459	805
4	NASHIK DIV.	123560	94583	94619	36	76.6%	28941	591
5	KONKAN DIV.	35769	26570	26585	15	74.3%	9184	187
6	PUNE DIV.	66614	54487	54499	12	81.8%	12115	247
	Total	630156	447632	448059	427	71.1%	182097	3716

Sr. No.	District	Sanction	11.10.2023	12.10.2023	Daily Achivement	Completion %	Remaining	To be Completed in Per Day till 30.11.23
1	AKOLA	20248	14609	14712	103	72.7%	5536	113
2	JALNA	20690	13367	13418	51	64.9%	7272	148
3	AURANGABAD	25703	17727	17775	48	69.2%	7928	162
4	BEED	26172	17457	17491	34	66.8%	8681	177
5	LATUR	26831	20876	20902	26	77.9%	5929	121
6	NAGPUR	18917	9736	9754	18	51.6%	9163	187
7	HINGOLI	23409	11522	11537	15	49.3%	11872	242
8	NANDURBAR	16965	11274	11287	13	66.5%	5678	116
9	YAVATMAL	30838	20581	20591	10	66.8%	10247	209
10	DHULE	20309	14287	14296	9	70.4%	6013	123
11	WASHIM	11202	8427	8436	9	75.3%	2766	56
12	AMRAVATI	22827	16038	16046	8	70.3%	6781	138
13	BHANDARA	16833	13012	13020	8	77.3%	3813	78
14	CHANDRAPUR	36096	20326	20333	7	56.3%	15763	322
15	GONDIA	13872	11204	11211	7	80.8%	2661	54
16	JALGAON	25868	19152	19159	7	74.1%	6709	137
17	BULDHANA	20960	15394	15400	6	73.5%	5560	113
18	THANE	6232	4289	4295	6	68.9%	1937	40
19	AHMEDNAGAR	34895	30238	30243	5	86.7%	4652	95
20	PALGHAR	11748	8605	8610	5	73.3%	3138	64
21	GADCHIROLI	16319	12018	12022	4	73.7%	4297	88
22	NANDED	22393	14001	14005	4	62.5%	8388	171
23	RAIGAD	8989	5367	5371	4	59.8%	3618	74
24	SATARA	11532	9945	9949	4	86.3%	1583	32
25	SOLAPUR	18495	15630	15634	4	84.5%	2861	58
26	PARBHANI	18898	14486	14489	3	76.7%	4409	90
27	NASHIK	25523	19632	19634	2	76.9%	5889	120
28	PUNE	13323	10544	10546	2	79.2%	2777	57
29	WARDHA	13456	9692	9694	2	72.0%	3762	77
30	KOLHAPUR	14660	11072	11073	1	75.5%	3587	73
31	OSMANABAD	18549	11519	11520	1	62.1%	7029	143
32	SANGLI	8604	7296	7297	1	84.8%	1307	27
33	RATNAGIRI	6690	6284	6284	0	93.9%	406	8
34	SINDHUDURG	2110	2025	2025	0	96.0%	85	2
	Total	630156	447632	448059	427	71.1%	182097	3716

राज्य योजना अपूर्ण घरकुले

Sr. No.	Division	रमाई आवास योजना	शबरी आवास योजना	आदीम आवास योजना	पारधी आवास योजना	व.च.मु.व योजना	पुण्यश्लोक अहिल्यादेवी होळकर घरकुल योजना	एकूण
1	KONKAN DIV.	979	7757	428	0	8	12	9184
2	PUNE DIV.	10506	1085	56	55	53	360	12115
3	NASHIK DIV.	11185	17325	25	121	122	163	28941
4	AMRAVATI DIV.	15504	11391	2119	186	1610	80	30890
5	NAGPUR DIV.	10941	22575	793	21	5108	21	39459
6	AURANGABAD DIV.	49800	9626	43	61	1678	300	61508
	Total	98915	69759	3464	444	8579	936	182097

Sr. No.	District	रमाई आवास योजना	शबरी आवास योजना	आदीम आवास योजना	पारधी आवास योजना	व.च.मु.व योजना	पुण्यश्लोक अहिल्यादेवी होळकर घरकुल योजना	एकूण
1	SINDHUDURG	84	1	0	0	0	0	85
2	RATNAGIRI	374	20	4	0	8	0	406
3	AHMEDNAGAR	2524	2092	0	16	20	0	4652
4	SATARA	1528	30	0	0	25	0	1583
5	SANGLI	1297	7	0	3	0	0	1307
6	SOLAPUR	2769	73	0	8	11	0	2861
7	GONDIA	1298	1363	0	0	0	0	2661
8	PUNE	1714	963	56	44	0	0	2777
9	LATUR	5756	120	0	0	53	0	5929
10	BHANDARA	1459	1133	0	0	1200	21	3813
11	NASHIK	2444	3393	25	27	0	0	5889
12	PARBHANI	2997	966	0	0	244	202	4409
13	KOLHAPUR	3198	12	0	0	17	360	3587
14	WASHIM	1850	913	0	2	0	1	2766
15	JALGAON	3152	3329	0	65	0	163	6709
16	GADCHIROLI	1309	2706	282	0	0	0	4297
17	BULDHANA	4483	981	0	17	0	79	5560
18	PALGHAR	65	2965	108	0	0	0	3138
19	AKOLA	3822	1687	0	27	0	0	5536
20	WARDHA	1482	2036	243	1	0	0	3762
21	DHULE	2132	3766	0	13	102	0	6013
22	AMRAVATI	3181	3457	0	28	115	0	6781
23	AURANGABAD	6576	1346	0	6	0	0	7928
24	THANE	237	1524	176	0	0	0	1937
25	BEED	8226	447	0	8	0	0	8681
26	YAVATMAL	2168	4353	2119	112	1495	0	10247
27	NANDURBAR	933	4745	0	0	0	0	5678
28	JALNA	5856	75	0	6	1237	98	7272
29	NANDED	7926	419	43	0	0	0	8388
30	OSMANABAD	6699	145	0	41	144	0	7029
31	RAIGAD	219	3247	140	0	0	12	3618
32	CHANDRAPUR	4590	6988	268	14	3903	0	15763
33	NAGPUR	803	8349	0	6	5	0	9163
34	HINGOLI	5764	6108	0	0	0	0	11872
	Total	98915	69759	3464	444	8579	936	182097

प्रधानमंत्री आवास योजना ग्रामीण - हप्ते वितरण

Sr. No.	Division	1st Installment (Daily Achivement)	1st Installment Remaining	2nd Installment (Daily Achivement)	2nd Installment Remaining	3rd Installment (Daily Achivement)	3rd Installment Remaining
1	AURANGABAD DIV.	134	10936	342	40826	441	20277
2	NASHIK DIV.	20	5878	219	30888	309	18046
3	AMRAVATI DIV.	77	18319	118	25178	200	11090
4	PUNE DIV.	73	3043	92	12351	125	5126
5	NAGPUR DIV.	48	3334	92	17178	144	7596
6	KONKAN DIV.	7	160	14	2552	13	1819
	Total	359	41670	877	128973	1232	63954

Sr. No.	District	1st Installment (Daily Achivement)	1st Installment Remaining	2nd Installment (Daily Achivement)	2nd Installment Remaining	3rd Installment (Daily Achivement)	3rd Installment Remaining
1	AURANGABAD	65	1778	81	4355	83	1881
2	SOLAPUR	70	1847	63	5512	85	2030
3	NANDURBAR	8	725	72	6963	116	6916
4	BEED	8	1253	67	6243	116	3685
5	DHULE	4	184	81	5477	84	3133
6	OSMANABAD	42	1342	43	2436	73	2456
7	AKOLA	15	1692	45	4281	58	1542
8	AMRAVATI	33	7293	22	7399	54	2364
9	GONDIA	13	681	38	2951	49	1717
10	NANDED	2	1127	48	15326	48	5304
11	PARBHANI	9	314	27	3998	40	1991
12	JALGAON	6	2187	27	10666	42	3351
13	LATUR	5	1899	36	3007	30	1483
14	BHANDARA	3	493	27	4792	39	1244
15	BULDHANA	15	6990	21	4402	33	2517
16	NASHIK	1	387	21	4791	40	2829
17	WASHIM	7	991	19	2521	34	1490
18	HINGOLI	1	1689	16	2446	33	1173
19	AHMEDNAGAR	1	2395	18	2991	27	1817
20	JALNA	2	1534	24	3015	18	2304
21	CHANDRAPUR	13	786	8	3565	22	1514
22	YAVATMAL	7	1353	11	6575	21	3177
23	SATARA	1	104	8	540	24	474
24	WARDHA	12	317	3	1216	10	556
25	NAGPUR	6	857	6	2659	12	930
26	GADCHIROLI	1	200	10	1995	12	1635
27	KOLHAPUR	0	223	14	1755	8	738
28	PALGHAR	7	47	3	1345	4	927
29	THANE	0	35	3	422	7	267
30	SANGLI	-51	190	2	2462	7	1069
31	PUNE	2	679	5	2082	1	815
32	RAIGAD	0	19	5	411	1	307
33	RATNAGIRI	-10	55	3	242	1	219
34	SINDHUDURG	0	4	0	132	0	99
	Total	359	41670	877	128973	1232	63954

राज्यपुरस्कृत आवास योजना ग्रामीण - हप्ते वितरण

Sr. No.	Division	1st Installment (Daily Achievement)	1st Installment Remaining	2nd Installment (Daily Achievement)	2nd Installment Remaining	3rd Installment (Daily Achievement)	3rd Installment Remaining
1	AURANGABAD DIV.	363	13535	184	29565	251	12526
2	NASHIK DIV.	203	5273	280	12629	166	5616
3	NAGPUR DIV.	338	10435	78	20114	89	4094
4	AMRAVATI DIV.	178	4972	89	16069	102	4913
5	KONKAN DIV.	96	2781	18	3380	33	1242
6	PUNE DIV.	26	3656	56	4812	34	1759
	Total	1204	40652	705	86569	675	30150

Sr. No.	District	1st Installment (Daily Achievement)	1st Installment Remaining	2nd Installment (Daily Achievement)	2nd Installment Remaining	3rd Installment (Daily Achievement)	3rd Installment Remaining
1	DHULE	86	285	167	2900	75	1330
2	CHANDRAPUR	210	2675	17	9775	32	1605
3	HINGOLI	118	2895	40	6561	17	1627
4	AURANGABAD	7	1731	64	3106	91	1555
5	PARBHANI	126	729	13	2711	20	893
6	RAIGAD	95	1621	17	1087	31	450
7	AMRAVATI	93	1062	28	3942	13	830
8	JALGAON	62	785	27	3520	33	1408
9	OSMANABAD	83	2210	19	3463	16	1210
10	AHMEDNAGAR	19	285	56	2777	26	1222
11	LATUR	18	933	23	2622	52	1435
12	AKOLA	18	527	37	3622	25	1008
13	GONDIA	9	422	24	1284	39	516
14	NAGPUR	63	4274	6	4053	3	376
15	NASHIK	17	1249	24	2525	28	870
16	WARDHA	45	1929	9	1272	11	252
17	BULDHANA	31	904	8	1707	23	985
18	YAVATMAL	23	1957	13	5295	16	1477
19	BEED	8	1089	12	3612	28	2618
20	WASHIM	13	522	3	1503	25	613
21	PUNE	14	379	12	1158	9	468
22	SATARA	10	258	21	848	4	259
23	BHANDARA	11	485	19	2051	2	349
24	NANDURBAR	19	2669	6	907	4	786
25	NANDED	2	1996	11	5205	13	1471
26	SOLAPUR	1	539	9	1299	11	538
27	KOLHAPUR	1	2259	10	925	8	236
28	JALNA	1	1952	2	2285	14	1717
29	SANGLI	0	221	4	582	2	258
30	GADCHIROLI	0	650	3	1679	2	996
31	THANE	1	1041	0	503	1	146
32	PALGHAR	0	74	0	1625	1	559
33	RATNAGIRI	0	43	1	111	0	75
34	SINDHUDURG	0	2	0	54	0	12
	Total	1204	40652	705	86569	675	30150

राज्य योजना: पहिला हप्ता प्रलंबीत

Sr. No.	Division	रमाई आवास योजना	शबरी आवास योजना	आदीम आवास योजना	पारधी आवास योजना	य.च.मु.व योजना	पुण्यश्लोक अहिल्यादेवी होळकर घरकुल योजना	एकूण
1	KONKAN DIV.	105	2649	27	0	0	0	2781
2	PUNE DIV.	3296	239	7	15	16	83	3656
3	NASHIK DIV.	524	4666	0	6	37	40	5273
4	AMRAVATI DIV.	1113	2334	174	18	1331	2	4972
5	NAGPUR DIV.	1438	7210	211	2	1573	1	10435
6	AURANGABAD DIV.	9376	2552	13	21	1366	207	13535
	Total	15852	19650	432	62	4323	333	40652

Sr. No.	District	रमाई आवास योजना	शबरी आवास योजना	आदीम आवास योजना	पारधी आवास योजना	य.च.मु.व योजना	पुण्यश्लोक अहिल्यादेवी होळकर घरकुल योजना	एकूण
1	SINDHUDURG	2	0	0	0	0	0	2
2	RATNAGIRI	42	1	0	0	0	0	43
3	PALGHAR	2	69	3	0	0	0	74
4	SANGLI	217	4	0	0	0	0	221
5	SATARA	247	6	0	0	5	0	258
6	DHULE	47	221	0	0	17	0	285
7	AHMEDNAGAR	120	143	0	2	20	0	285
8	PUNE	147	211	7	14	0	0	379
9	GONDIA	197	225	0	0	0	0	422
10	BHANDARA	244	93	0	0	147	1	485
11	WASHIM	275	247	0	0	0	0	522
12	AKOLA	281	245	0	1	0	0	527
13	SOLAPUR	521	8	0	1	9	0	539
14	GADCHIROLI	153	476	21	0	0	0	650
15	PARBHANI	197	205	0	0	125	202	729
16	JALGAON	263	478	0	4	0	40	785
17	BULDHANA	257	645	0	0	0	2	904
18	LATUR	864	16	0	0	53	0	933
19	THANE	26	999	16	0	0	0	1041
20	AMRAVATI	294	747	0	3	18	0	1062
21	BEED	944	139	0	6	0	0	1089
22	NASHIK	78	1171	0	0	0	0	1249
23	RAIGAD	33	1580	8	0	0	0	1621
24	AURANGABAD	1258	470	0	3	0	0	1731
25	WARDHA	449	1341	139	0	0	0	1929
26	JALNA	783	9	0	1	1154	5	1952
27	YAVATMAL	6	450	174	14	1313	0	1957
28	NANDED	1882	101	13	0	0	0	1996
29	OSMANABAD	2116	49	0	11	34	0	2210
30	KOLHAPUR	2164	10	0	0	2	83	2259
31	NANDURBAR	16	2653	0	0	0	0	2669
32	CHANDRAPUR	319	878	51	1	1426	0	2675
33	HINGOLI	1332	1563	0	0	0	0	2895
34	NAGPUR	76	4197	0	1	0	0	4274
	Total	15852	19650	432	62	4323	333	40652

प्रधानमंत्री आवास योजना ग्रामीण - Delayed Houses

■ पहिला हप्ता मिळाल्यानंतर १२ महिने उलटूनही अपूर्ण घरकुले
 ■ पहिला हप्ता मिळाल्यानंतर १८ महिने उलटूनही अपूर्ण घरकुले
 ■ पहिला हप्ता मिळाल्यानंतर २० दिवसानंतरही दुसरा हप्ता न मिळालेले घरकुले
 ■ दुसरा हप्ता मिळाल्यानंतर २० दिवसानंतरही तिसरा हप्ता न मिळालेले घरकुले
 ■ तिसरा हप्ता मिळाल्यानंतर २० दिवसानंतरही अपूर्ण घरांची संख्या

जिल्हा	पहिला हप्ता मिळाल्यानंतर १२ महिने उलटूनही अपूर्ण घरकुले	पहिला हप्ता मिळाल्यानंतर १८ महिने उलटूनही अपूर्ण घरकुले	पहिला हप्ता मिळाल्यानंतर २० दिवसानंतरही दुसरा हप्ता न मिळालेले घरकुले	दुसरा हप्ता मिळाल्यानंतर २० दिवसानंतरही तिसरा हप्ता न मिळालेले घरकुले	तिसरा हप्ता मिळाल्यानंतर २० दिवसानंतरही अपूर्ण घरांची संख्या
AHMEDNAGAR	2004	1178	2940	1569	6
AKOLA	2581	2024	3560	1074	26
AMRAVATI	5516	3619	6974	1809	180
AURANGABAD	3036	1385	4073	1366	100
BEED	4218	1246	5934	2273	81
BHANDARA	4088	2344	4138	899	283
BULDHANA	2721	1200	4167	1814	244
CHANDRAPUR	2615	1419	3438	1286	405
DHULE	5027	2463	5432	2464	171
GADCHIROLI	1858	1237	1976	1469	135
GONDIA	1434	1125	2885	1472	110
HINGOLI	1611	498	2340	855	28
JALGAON	8780	5443	10625	2519	106
JALNA	2157	721	2864	1739	115
KOLHAPUR	1542	859	1668	574	19
LATUR	1620	518	2967	1121	44
NAGPUR	2072	1731	2524	826	45
NANDED	10294	6763	14765	3977	30
NANDURBAR	5989	3082	6900	5993	502
NASHIK	4176	2901	4684	2417	205
OSMANABAD	1109	505	1834	2217	3
PALGHAR	835	263	1358	862	118
PARBHANI	1576	530	3835	1415	23
PUNE	1619	1083	2016	712	57
RAIGAD	397	314	408	288	13
RATNAGIRI	198	22	236	203	25
SANGLI	2237	1620	2422	727	51
SATARA	328	167	528	352	39
SINHDURG	92	33	130	96	7
SOLAPUR	4003	3038	4943	1372	70
THANE	360	105	432	239	49
WARDHA	740	545	1076	503	44
WASHIM	1241	609	2248	1145	15
YAVATMAL	4946	2552	6282	2680	356